



# Fantastic Phonics

## Book 37 – Bet and her Kitten

- Focus on words with common endings. Help your child to find the ‘break point’ between syllables

Words ending in “EN”	
<b>OFTEN</b> • OF-TEN 1 <sup>st</sup> syllable is SHORT – ends with consonant	<b>EATEN</b> • EA-TEN 1 <sup>st</sup> syllable is SHORT – ends with consonant
<b>KITTEN</b> • KIT-TEN 1 <sup>st</sup> syllable is SHORT – ends with consonant	<b>MITTEN</b> • MIT-TEN 1 <sup>st</sup> syllable is SHORT – ends with consonant
<b>BITTEN</b> • BIT-TEN 1 <sup>st</sup> syllable is SHORT – ends with consonant	<b>FATTEN</b> • FAT-TEN 1 <sup>st</sup> syllable is SHORT – ends with consonant
<b>1<sup>st</sup> syllable is LONG – ends with VOWEL</b>	
<b>NEATEN</b> • NEA-TEN 1 <sup>st</sup> syllable is LONG – ends with VOWEL	<b>BEATEN</b> • BEA-TEN 1 <sup>st</sup> syllable is LONG – ends with VOWEL
<b>WHITEN</b> • WHI-TEN 1 <sup>st</sup> syllable is LONG – ends with VOWEL	<b>SWEETEN</b> • SWEE-TEN 1 <sup>st</sup> syllable is LONG – ends with VOWEL
<b>1<sup>st</sup> syllable is LONG – ends with VOWEL – SILENT GH makes long vowel</b>	
<b>HEIGHTEN</b> • HEIGH-TEN 1 <sup>st</sup> syllable is LONG – ends with ‘silent gh’	<b>BRIGHTEN</b> • BRIGH-TEN 1 <sup>st</sup> syllable is LONG – ends with ‘silent gh’
<b>TIGHTEN</b> • TIGH-TEN 1 <sup>st</sup> syllable is LONG – ends with ‘silent gh’	<b>STRAIGHTEN</b> • STRAIGH-TEN 1 <sup>st</sup> syllable is LONG – ends with ‘silent gh’

**“AUGHT” SOUND IN WORDS (AS IN ‘NAUGHTY’)**

<p><b>CAUGHT</b> – past tense of ‘catch’</p> <p>FIRST sound in <b>CAUGHT</b> is / k / “kuh” sound</p> <p>SECOND sound is / augh / ‘or’ sound</p> <ul style="list-style-type: none"> <li>• <b>silent ‘gh’</b></li> </ul> <p>THIRD sound is / t /</p> <p>Explain <b>CAUGHT</b> as /k/or/t/</p>	<p><b>NAUGHT</b> – means “nothing”</p> <p>FIRST sound in <b>NAUGHT</b> is / n / “nn” sound</p> <p>SECOND sound is / augh / ‘or’ sound</p> <ul style="list-style-type: none"> <li>• <b>silent ‘gh’</b></li> </ul> <p>THIRD sound is / t /</p> <p>Explain <b>NAUGHT</b> as /n/or/t/</p>
<p><b>SLAUGHTER</b> – means “To kill”</p> <p>FIRST sound in <b>SLAUGHTER</b> is / sl / “sll” sound</p> <p>SECOND sound is / augh / ‘or’ sound</p> <ul style="list-style-type: none"> <li>• <b>silent ‘gh’</b></li> </ul> <p>THIRD sound is / t /</p> <p>FOURTH sound is /er/ short vowel</p> <p>Explain <b>SLAUGHTER</b> as /sl/or/t/er/</p> <p>Syllables - -&gt; SLAUGH-TER</p>	<p><b>DAUGHTER</b> – means “female child”</p> <p>FIRST sound in <b>DAUGHTER</b> is / d / “duh” sound</p> <p>SECOND sound is / augh / ‘or’ sound</p> <ul style="list-style-type: none"> <li>• <b>silent ‘gh’</b></li> </ul> <p>THIRD sound is / t /</p> <p>FOURTH sound is /er/ short vowel</p> <p>Explain <b>DAUGHTER</b> as /d/or/t/er/</p> <p>Syllables - -&gt; DAUGH-TER</p>
<p><b>NAUGHTY</b> – means “MISBEHAVING”</p> <p>FIRST sound in <b>NAUGHTY</b> is / n / “nn” sound</p> <p>SECOND sound is / augh / ‘or’ sound</p> <ul style="list-style-type: none"> <li>• <b>silent ‘gh’</b></li> </ul> <p>THIRD sound is / t /</p> <p>FOURTH sound is /i/ short vowel</p> <p>Explain <b>NAUGHTY</b> as /n/or/t/i/</p> <p>Syllables - -&gt; NAUGH-TY</p>	<p><b>LAUGHTER</b></p> <p>FIRST sound in <b>LAUGHTER</b> is / l / “ll” sound</p> <p>SECOND sound is / augh / <b>‘arf’ sound</b></p> <ul style="list-style-type: none"> <li>• <b>silent ‘gh’</b></li> </ul> <p>THIRD sound is / t /</p> <p>FOURTH sound is /er/ short vowel</p> <p>Explain <b>LAUGHTER</b> as /l/arf/t/er/</p> <p>Syllables - -&gt; LAUGH-TER</p>

**ADDING "NESS" TO SIMPLE ADJECTIVES CREATES A NOUN**

<b>DARK</b> <ul style="list-style-type: none"> <li>• <b>DARKNESS</b></li> <li>• DARK-NESS</li> </ul>	<b>NEAT</b> <ul style="list-style-type: none"> <li>• <b>NEATNESS</b></li> <li>• NEAT-NESS</li> </ul>
<b>GREAT</b> <ul style="list-style-type: none"> <li>• <b>GREATNESS</b></li> <li>• GREAT-NESS</li> </ul>	<b>SWEET</b> <ul style="list-style-type: none"> <li>• <b>SWEETNESS</b></li> <li>SWEET-NESS</li> </ul>
<b>AWFUL</b> <ul style="list-style-type: none"> <li>• <b>AWFULNESS</b></li> <li>• AW-FUL-NESS</li> </ul>	<b>CLEAN</b> <ul style="list-style-type: none"> <li>• <b>CLEANLINESS</b></li> <li>• CLEAN-LI-NESS</li> </ul>
<b>CAREFUL</b> <ul style="list-style-type: none"> <li>• <b>CAREFULNESS</b></li> <li>• CARE-FUL-NESS</li> </ul>	<b>PLAYFUL</b> <ul style="list-style-type: none"> <li>• <b>PLAYFULNESS</b></li> <li>• PLAY-FUL-NESS</li> </ul>

**ADDING "NESS" TO ADJECTIVES THAT END IN "Y"**  
The /y/ becomes a short vowel /i/

<b>HAPPY</b> <ul style="list-style-type: none"> <li>• <b>HAPPINESS</b></li> <li>• HAP-PI-NESS</li> </ul>	<b>KINDLY</b> <ul style="list-style-type: none"> <li>• <b>KINDLINESS</b></li> <li>• KIND-LI-NESS</li> </ul>
<b>SLEEPY</b> <ul style="list-style-type: none"> <li>• <b>SLEEPINESS</b></li> <li>• SLEE-PI-NESS</li> </ul>	<b>SILLY</b> <ul style="list-style-type: none"> <li>• <b>SILLINESS</b></li> <li>• SIL-LI-NESS</li> </ul>
<b>LOVELY</b> <ul style="list-style-type: none"> <li>• <b>LOVELINESS</b></li> <li>• LOVE-LI-NESS</li> </ul>	<b>DIZZY</b> <ul style="list-style-type: none"> <li>• <b>DIZZINESS</b></li> <li>• DIZ-ZI-NESS</li> </ul>
<b>LIVELY</b> <ul style="list-style-type: none"> <li>• <b>LIVELINESS</b></li> <li>• LIVE-LI-NESS</li> </ul>	<b>LONELY</b> <ul style="list-style-type: none"> <li>• <b>LONELINESS</b></li> <li>• LONE-LI-NESS</li> </ul>

**ADDING "ITY" TO MULTI-SYLLABLE WORDS (Adjective to noun)**

<b>LOCAL</b> <ul style="list-style-type: none"> <li>• <b>LOCALITY</b></li> <li>• LO-CAL-I-TY</li> </ul>	<b>FORMAL</b> <ul style="list-style-type: none"> <li>• <b>FORMALITY</b></li> <li>• FOR-MAL-I-TY</li> </ul>
<b>STUPID</b> <ul style="list-style-type: none"> <li>• <b>STUPIDITY</b></li> <li>• STU-PID-I-TY</li> </ul>	<b>HUMID</b> <ul style="list-style-type: none"> <li>• <b>HUMIDITY</b></li> <li>• HU-MID-I-TY</li> </ul>
<b>EQUAL</b> <ul style="list-style-type: none"> <li>• <b>EQUALITY</b></li> <li>• E-QUAL-I-TY</li> </ul>	<b>BRUTAL</b> <ul style="list-style-type: none"> <li>• <b>BRUTALITY</b></li> <li>• BRUT-AL-I-TY</li> </ul>

ADDING "ITY" TO WORDS WITH "SILENT E" (Adjective to noun)	
<b>SANE</b> <ul style="list-style-type: none"> <li>• SANITY</li> <li>• SA-NI-TY</li> </ul>	<b>PURE</b> <ul style="list-style-type: none"> <li>• PURITY</li> <li>• PU-RI-TY</li> </ul>
<b>SCARCE</b> <ul style="list-style-type: none"> <li>• SCARCITY</li> <li>• SCAR-CI-TY</li> </ul>	<b>SEVERE</b> <ul style="list-style-type: none"> <li>• SEVERITY</li> <li>• SE-VER-I-TY</li> </ul>
<b>HOSTILE</b> <ul style="list-style-type: none"> <li>• HOSTILITY</li> <li>• HOS-TIL-I-TY</li> </ul>	<b>INTENSE</b> <ul style="list-style-type: none"> <li>• INTENSITY</li> <li>• IN-TEN-SI-TY</li> </ul>
<b>ACTIVE</b> <ul style="list-style-type: none"> <li>• ACTIVITY</li> <li>• AC-TIV-I-TY</li> </ul>	<b>HUMANE</b> <ul style="list-style-type: none"> <li>• HUMANITY</li> <li>• HU-MA-NI-TY</li> </ul>
<b>MATURE</b> <ul style="list-style-type: none"> <li>• MATURITY</li> <li>• MA-TU-RI-TY</li> </ul>	<b>IMMUNE</b> <ul style="list-style-type: none"> <li>• IMMUNITY</li> <li>• IM-MU-NI-TY</li> </ul>

THERE, THEIR, THEY'RE - HOMOPHONE		
Most misspelt words in English		
<b>THERE</b> <ul style="list-style-type: none"> <li>• Indicates a position NOT where you are (ie, 'not here')</li> <li>• /th/ai/r/</li> <li>• "Their food is over <b>there</b>'</li> </ul>	<b>THEIR</b> <ul style="list-style-type: none"> <li>• Belonging to people previously identified.</li> <li>• /th/ai/r/</li> <li>• "<b>Their</b> food is over there'</li> </ul>	<b>THEY'RE</b> <ul style="list-style-type: none"> <li>• Reduction of "they are"</li> <li>• /th/ai/r/</li> <li>• '<b>They're</b> the people who ate their food over there'</li> </ul>
<b>WHERE</b> <ul style="list-style-type: none"> <li>• A question regarding location</li> <li>• /wh/ai/r/</li> <li>• "<b>Where</b> is the party tonight?"</li> </ul>	<b>WEAR</b> <ul style="list-style-type: none"> <li>• The clothes you put on (or damage by friction")</li> <li>• /w/ai/r/</li> <li>• "What will we <b>wear</b> to the party tonight?'</li> </ul>	<b>WE'RE</b> <ul style="list-style-type: none"> <li>• Reduction of "we are"</li> <li>• /w/ai/r/</li> <li>• '<b>We're</b> going to the party tonight.'</li> </ul>
<b>HEEL</b> <ul style="list-style-type: none"> <li>• Bottom of your foot</li> <li>• /h/ee/l/</li> <li>• "My <b>heel</b> has a cut and it needs to heal."</li> </ul>	<b>HEAL</b> <ul style="list-style-type: none"> <li>• When your body repairs itself</li> <li>• /h/ee/l/</li> <li>• "My heel has a cut and it needs to <b>heal</b>."</li> </ul>	<b>HE'LL</b> <ul style="list-style-type: none"> <li>• Reduction of "he will"</li> <li>• /h/ee/l/</li> <li>• '<b>He'll</b> be coming to the party.'</li> </ul>

### FOUR Syllable Words that end in "AL"

Help your child recognise the syllables – a vowel can be just ONE letter

<b>EMOTIONAL;</b> <ul style="list-style-type: none"> <li>• E-MOT-ION-AL</li> </ul>	<b>SPIRITUAL</b> <ul style="list-style-type: none"> <li>• SPIR-IT-U-AL</li> </ul>
<b>UNIVERSAL</b> <ul style="list-style-type: none"> <li>• U-NI-VERS-SAL</li> </ul>	<b>ANTIVIRAL</b> <ul style="list-style-type: none"> <li>• AN-TI-VI-RAL</li> </ul>
<b>IDENTICAL</b> <ul style="list-style-type: none"> <li>• I-DEN-TIC-AL</li> </ul>	<b>BACTERIAL</b> <ul style="list-style-type: none"> <li>• BAC-TER-I-AL</li> </ul>
<b>CONTINUAL</b> <ul style="list-style-type: none"> <li>• CON-TIN-U-AL</li> </ul>	<b>ENVIRONMENTAL</b> <ul style="list-style-type: none"> <li>• EN-VIR-ON-MENT-AL (5 SYLLABLES)</li> </ul>

### HOMOPHONES

#### One syllable homophones

<b>ROOT</b> <ul style="list-style-type: none"> <li>• /r/oo/t/</li> </ul> <p>Part of a tree underground</p>	<b>ROUTE</b> <ul style="list-style-type: none"> <li>• /r/oo/t/</li> </ul> <p>A direction of travel to get to a place</p>
<b>WORLD</b> <ul style="list-style-type: none"> <li>• /w/or/ld/</li> </ul> <p>The planet we live on</p>	<b>WHIRLED</b> <ul style="list-style-type: none"> <li>• /w/or/ld/</li> </ul> <p>Swinging around in a circle</p>
<b>REAL</b> <ul style="list-style-type: none"> <li>• /r/ee/l/</li> </ul> <p>Something you can touch</p>	<b>REEL</b> <ul style="list-style-type: none"> <li>• /r/ee/l/</li> </ul> <p>A cylinder you can wind a line around</p>
<b>REST</b> <ul style="list-style-type: none"> <li>• /r/e/s/t/</li> </ul> <p>When you are not active</p>	<b>WREST</b> <ul style="list-style-type: none"> <li>• /r/e/s/t/</li> </ul> <p>Forcibly pull something from someone's grasp</p>
<b>WAIVE</b> <ul style="list-style-type: none"> <li>• /w/ai/v/</li> </ul> <p>Refrain from a demand</p>	<b>WAVE</b> <ul style="list-style-type: none"> <li>• /w/ai/v/</li> </ul> <p>a) An ocean movement, b) move your hand</p>

#### Two syllable homophones

<b>DESERT</b> <ul style="list-style-type: none"> <li>• /f/ah/th/er/</li> <li>• DE-SERT</li> </ul> <p>A dry, sandy area with low rainfall</p>	<b>DESSERT</b> <ul style="list-style-type: none"> <li>• /f/ah/th/er/</li> <li>• DES-SERT</li> </ul> <p>A yummy after-dinner sugar-fest</p>
<b>SEALING</b> <ul style="list-style-type: none"> <li>• /s/eel/ing</li> <li>• SEAL-ING</li> </ul> <p>Close a join to contain the contents</p>	<b>CEILING</b> <ul style="list-style-type: none"> <li>• /s/eel/ing</li> <li>• CEIL-ING</li> </ul> <p>The internal roof in a house</p>
<b>CEREAL</b> <ul style="list-style-type: none"> <li>• /s/eer/ial/</li> <li>• SE-RI-AL</li> </ul> <p>Dried grain</p>	<b>SERIAL</b> <ul style="list-style-type: none"> <li>• /s/eer/ial/</li> <li>• CE-RE-AL</li> </ul> <p>An ongoing story in parts</p>



# Fantastic Phonics

www.teachtheworldtoread.com

## Book 37 Worksheets

### Bet and her Kitten - double syllable words

Sound each syllable separately	Then blend, stressing the vowel.	Then say as a blended whole word	
w ou ld	w-ou-ld	would	
lit tle	lit-tle	little	
fluf fy	fluf-fy	fluffy	
kit ten	kit-ten	kitten	
mit ten	mit-ten	mitten	
bit ten	bit-ten	bitten	
n augh ty	n-augh-ty	naughty	
<b>Sight words</b>			
<b>where</b>	want	come	comes
one	were	was	said



# Fantastic Phonics

www.teachtheworldtoread.com

## Missing Letters

Parent says the words (**mitten, bitten, kitten, would, fluffy, little**) and sounds each one out and asks the child to fill in the missing letter.

m \_ tt \_ n

bi \_ \_ en

kit \_ \_ \_

w \_ \_ \_ d

fl \_ ff \_

l \_ tt \_ \_

Ask your child to re-arrange the letters to form a word - help them by "saying and sounding" each word (**mitten, bitten, kitten, would, fluffy, little,** )

timnet

\_\_\_\_\_

tibnet

\_\_\_\_\_

tikten

\_\_\_\_\_

uowdl

\_\_\_\_\_

fufyfl

\_\_\_\_\_

tiletl

\_\_\_\_\_

Read the sentence, and ask your child to write the words in correct order below (**The naughty kitten has bitten the woollen mitten.**)

bitten kitten has naughty mitten. the woollen The

\_\_\_\_\_

\_\_\_\_\_



# Fantastic Phonics

www.teachtheworldtoread.com

## Create a sentence

Ask your child to write a freeform sentence using the words below.

- It can be long or short, and does not have to use all the words.
- It does not have to be a sentence from the story.
- It can use the same word twice

kitten, bitten, mitten, woollen, new, play, hand, fluffy,  
the, has, was, would, be showed, safe, naughty  
got, is, to, had, on, the, a, and

Sentence 1

-----

Sentence 2

-----

## Learning Past, Present and Future Tense

Ask your child to put the correct word in place.

show, showing, showed

Bet will go and \_\_\_\_\_ the vet.

Bet has gone and \_\_\_\_\_ the vet.

Bet is going and \_\_\_\_\_ the vet.



# Fantastic Phonics

www.teachtheworldtoread.com

## HOMOPHONES

SAY the word, then ask your child to read the small text and find the word, then write in the word.

(there, their - where, we're - heel, heal - world, whirled - cheap, cheep - bored, board)

We went to their house	t__ir	The house is over there	t__re
Where are they toys kept?	wh_r_	We're all allowed to play with toys	w_'r_
I have a thorn in my heel	h__l	My dog's cut foot will heal	h__l
The world spins around the sun	w__ld	He whirled around in a circle	wh__l_d
The cost was very cheap	ch__p	My baby chick went "cheep"	ch__p
I am bored, there is nothing to do	b_r_d	I cut the pear on the cutting board	b__rd



# Fantastic Phonics

www.teachtheworldtoread.com

## Adding “less” to words “silent e” is retained

Help your child by putting these in sentences.

end	endless	wire	wireless
use	useless	time	timeless
joy	joyless	life	lifeless
count	countless	taste	tasteless
worth	worthless	shame	shameless
sleep	sleepless	shape	shapeless

## Adding ‘ness’ and ‘ly’ to an adjective

Help your child by putting these in sentences.

	Adding “ful” creates adjective	Adding “less” another adjective
joy	joyful	joyless
use	useful	useless
pain	painful	painless
care	careful	careless
shame	shameful	shameless
power	powerful	powerless

---



# Fantastic Phonics

www.teachtheworldtoread.com

## “ou” words and the different sounds

This is a challenge. The words are in columns according to their sounds.

**It is best if you ask your child to read the words vertically so they can remember the words and the sounds.**

‘ou’ as in “our”	“ou” as in “four”	“ou” as in “you”		“ou” as on ‘soul’	‘au’ as in ‘or’
our	four	you	<b>ood</b>	soul	odour
out	pour	soup	could	mould	arbour
bout	tour	group	would	mouldy	armour
foul	your	route	should	boulder	colour
hour	court	wound		poultry	favour
loud	gourd	youth	<b>ool</b>	poultice	honour
lout	mourn	coupon	ghoul	shoulder	humour
noun	course	mousse	cagoule	smoulder	rigour
ouch	detour	toucan	goulash		rumour
pout	fourth	crouton	roulade		savour
sour	source	roulade	boulevard		valour
about	velour	routine			vapour
aloud	contour	through			candour
bough	courses	souvenir			clamour
bound	gourmet	playgroup			courage
cloud	mourner	throughout			courier
couch					flavour
couch					flavour
count					glamour
doubt					harbour
douse					nourish
flour					parlour
flout					saviour
found					savoury



# Fantastic Phonics

[www.teachtheworldtoread.com](http://www.teachtheworldtoread.com)

## My Spider

When I woke up in the morning, a spider was on my head,

It had crawled into my room, then up on my bed.

It was hairy and ugly, with really big eyes,

They were black, like midnight, and she looked at me sidewise.



I lay perfectly still while her legs twitched across my face,

She moved so slowly, put each leg carefully in place,

I felt every touch, then a leg went up my nose,

So I sneezed, and WHOOSH! She flew down to my toes.

She landed with a thud, and caught my toe with a pinch,

Then crawled back towards me, inch by scary inch.

I couldn't move, I couldn't run, my blood ran cold,

Up close she was a monster from a terrible black hole.



# Fantastic Phonics

[www.teachtheworldtoread.com](http://www.teachtheworldtoread.com)

She was halfway up my leg, when along came a fly,  
The spider caught him, and in the blink of an eye,  
She'd wrapped him in silk and wrapped it so swift,  
And tied it with a small bow, like a Christmas gift.

Then the spider came closer, my arms felt like lead,  
I tried to flick him sideways but I was pinned to the bed.  
She came up my pyjamas, carrying the fly,  
When she stopped under my chin, I thought I would die.

She held the fly to my lips and I almost screamed,  
But instead she just smiled, and her black eyes gleamed.  
When suddenly it hit me, a bolt from the blue,  
She was offering me the fly, as a strange 'thank you'.

What else could I do, except eat the poor fly,  
And strangely enough, it tasted like a cream and custard pie.  
The spider kept crawling, and climbed up my lamp,  
And curled up in a ball the size of a postage stamp.



# Fantastic Phonics

[www.teachtheworldtoread.com](http://www.teachtheworldtoread.com)

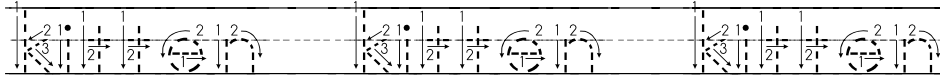
Every morning, we would share a fly or two, and  
Into her web, a beetle sometimes flew.

And every night, as I turned off the light,  
Her evil black eyes gleamed out into the night.

Suddenly, she disappeared; I couldn't see her eyes,  
I wondered if she'd gone to catch some more flies..  
Then as the dusk came down and the day turned to gloom,  
One thousand baby spider-eyes gleamed in my room.

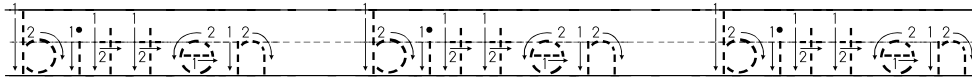


kitten kitten kitten



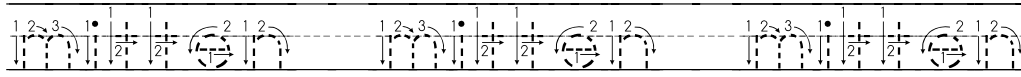
kitten kitten kitten

bitten bitten bitten



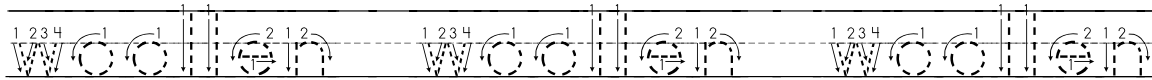
bitten bitten bitten

mitten mitten mitten



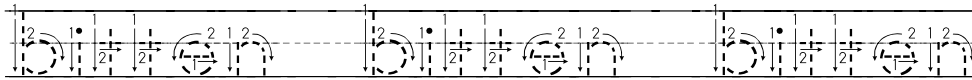
mitten mitten mitten

woollen woollen woollen



woollen woollen woollen

bitten bitten bitten



bitten bitten bitten

Bet has a fluffy new

Bet has a fluffy new

Bet has a fluffy new

kitten. She was bitten on

kitten. She was bitten on

kitten. She was bitten on

her hand by her kitten.

her hand by her kitten.

her hand by her kitten.

The fluffy kitten was a

The fluffy kitten was a

The fluffy kitten was a

new pet.

new pet.

new pet.

Do not let the naughty  
kitten play with the  
woollen mitten. Oh no!  
The naughty kitten has  
bitten the woollen mitten.

Do not let the naughty

kitten play with the

woollen mitten. Oh no!

The naughty kitten has

bitten the woollen mitten.

Do not let the naughty

kitten play with the

woollen mitten. Oh no!

The naughty kitten has

bitten the woollen mitten.



# Fantastic Phonics

Puzzles

Copyright 2014 www.FantasticPhonics.com

## Book 37 Puzzle – Style 1

M L B I T T E N B F  
I I D S G S A F E L  
T T S H O W E D L U  
T T L O T D H U F F  
E L Q W J X V S J F  
N E F G O Q Q T P Y  
K I T T E N Q U U S  
X E V H A N D F F G  
W O O L L E N F F K  
G R U F F W R Y Y S

### Words used

BITTEN  
FLUFFY  
GRUFF  
HAND  
HUFF  
KITTEN  
LITTLE  
MITTEN  
NEW  
PUFFY  
SAFE  
SHOW  
SHOWED  
STUFFY  
WOOLLEN

## Book 37 Puzzle – style 2

M I T T E N K X W G  
L I T T L E I E O R  
B D S L Q F T V O U  
I S H O W G T H L F  
T G O T J O E A L F  
T S W D X Q N N E W  
E A E H V Q Q D N R  
N F D U S T U F F Y  
B E L F J P U F F Y  
F L U F F Y S G K S

### Words used

BITTEN  
FLUFFY  
GRUFF  
HAND  
HUFF  
KITTEN  
LITTLE  
MITTEN  
NEW  
PUFFY  
SAFE  
SHOW  
SHOWED  
STUFFY  
WOOLLEN



# Fantastic Phonics

Puzzles

Copyright 2014 www.FantasticPhonics.com

## Book 37 Puzzle – Style 1 Solution



### Words used

- BITTEN
- FLUFFY
- GRUFF
- HAND
- HUFF
- KITTEN
- LITTLE
- MITTEN
- NEW
- PUFFY
- SAFE
- SHOW
- SHOWED
- STUFFY
- WOOLLEN

## Book 37 Puzzle – Style 2 Solution



### Words used

- BITTEN
- FLUFFY
- GRUFF
- HAND
- HUFF
- KITTEN
- LITTLE
- MITTEN
- NEW
- PUFFY
- SAFE
- SHOW
- SHOWED
- STUFFY
- WOOLLEN